



In a world of constant inputs and pressures, how do we reclaim our authentic **selfness** – that true sense of who we are? Every day we're bombarded by societal expectations, digital media, and inherited beliefs that tell us who to be. It's easy to feel like we're living in a script written by others. This manual is a journey to break free of that script. Blending psychology, philosophy, Taoist wisdom, and neuroscience, it offers a practical guide to help you clear out conditioning, reconnect with your true self, and cultivate inner peace.

By Roland Nansink


CONTENTS



PROLOGUE



CHAPTER



CHAPTER



EPILOGUE

Reclaiming Selfness: A Three-Part DIY Cleansing Manual

Table of Contents

- **Prologue**
- **Part One: Breaking Free from the “Matrix” of Conditioning**
 - Society’s Imprint on Identity
 - The Algorithmic Mirror

- Collective Norms and Lost Agency
- Awakening and Agency
- **Part Two: Taoist Cleansing Ritual – Symbolism Meets Science**
 - Step 1: Write the Formulas (Wood → Fire)
 - Step 2: Energy Exchange (Invocation & Qi Release)
 - Step 3: Ritual Release (Fire → Water → Earth)
 - Science Behind the Ritual
 - Taoist Perspective on Cleansing
- **Part Three: Inner Peace and Flow – Life After the Ritual**
 - The Science of Flow and Mindfulness
 - Mindfulness and Embodied Awareness
 - Integrative Practices for Daily Flow
- **Epilogue**
- **Self-Cleansing Workbook**

Prologue

In a world of constant inputs and pressures, how do we reclaim our authentic **selfness** – that true sense of who we are? Every day we're bombarded by societal expectations, digital media, and inherited beliefs that tell us who to be. It's easy to feel like we're living in a script written by others. This manual is a journey to break free of that script. Blending psychology, philosophy, Taoist wisdom, and neuroscience, it offers a **practical guide** to help you clear out conditioning, reconnect with your true self, and cultivate inner peace.

We'll approach this in three parts. First, we'll decode the subtle “Matrix” of social conditioning that shapes identity from birth. Next, we'll perform a deep cleansing ritual – inspired by ancient Taoist practices – to symbolically and psychologically release those external programs. Finally, we'll explore how to live in a state of **flow** and mindfulness, maintaining your reclaimed selfness in everyday life. The tone is smart and futuristic (think *Wired*-style), but the aim is deeply human: to empower you with knowledge and tools to transform from the inside out.

Whether you're 18 or 80, the call to authenticity is timeless. If you've ever felt like you're not fully *you* – that your desires or behaviors are somehow *not your own* – this manual is for you. It's time to reclaim the driver's seat of your own mind. As the saying goes, “**When you let go of what you are, you become what you might be.**” Let's begin the process of letting go... and becoming.



Part One: Breaking Free from the “Matrix” of Conditioning

Imagine for a moment that much of what you consider “I” was quietly programmed by outside forces. This is the premise of Part One – that our sense of self, from childhood onward, is molded by social and cultural conditioning. Think of it as *the Matrix* – not a literal computer simulation, but an invisible web of norms and expectations that influences our identity and agency. Modern psychology and sociology reveal that a surprisingly large portion of our thoughts and behaviors are not truly our own, but rather conditioned responses. To reclaim selfness, we first need to see these forces clearly and understand how they work.

Society’s Imprint on Identity

Decades ago, sociologist Erving Goffman used a theater metaphor to describe how we present ourselves in everyday life. We are like **actors performing roles on a social stage**, tuning our behavior to meet the audience’s expectations en.wikipedia.org. From a young age, we learn to wear “masks”: to be the *good student*, the *strong man*, the *nice woman*, or whatever our culture and family deem acceptable. These roles help us navigate society, but over time they can **ossify into a false self** – a persona we present outwardly that may not reflect who we truly are.

Philosophers have long warned about mistaking our socially conditioned self for our real self. Plato's famous Allegory of the Cave is a vivid example: people live shackled in a cave, seeing only shadows on a wall, and come to believe those illusions are reality. In modern terms, those **shadows are like cultural norms and inherited beliefs** that we accept without question planksip.org. We grow up absorbing our family's expectations, religious doctrines, and the historical narratives of our community. These beliefs and values run in the background of our psyche, so ingrained that we rarely think to question them. What's considered "normal" – ideas about success, gender roles, morality – often isn't a personal choice but an inherited program.

We even carry imprints of past generations' experiences. Emerging research in epigenetics suggests that **intense experiences like war or oppression leave molecular "marks" on DNA expression**. In other words, a legacy of trauma may literally be passed down through generations nationalgeographic.com. If your grandparents lived through severe trauma, your body and subconscious might carry echoes of that. We are all influenced not only by our own life events but also by the **unseen emotional DNA** of our ancestors and culture. In short, your identity has been shaped by many hands.

"Plato's cave serves as a metaphor for the limitations of our senses, societal conditioning, and the confinement of our perspectives."
planksip.org

The Algorithmic Mirror

Fast forward to the 21st century, and the Matrix has new architects. Tech algorithms and social media now actively shape our thoughts and self-image in real time. A personalized social media feed can act like a hall of mirrors, reflecting *and* subtly warping our identity. If you've ever fallen into a YouTube or Facebook rabbit hole, you've felt this effect. The content you consume isn't just **reflecting** your interests – it's actively **programming** them.

Teens today, for example, often see their algorithm-curated "For You" feeds as mirrors of who they are, not realizing how much the system is nudging their self-perception. Studies confirm that technology is **generation-shaping**: it not only influences our attitudes and behavior but

can even sculpt aspects of personality in those raised on social media theincinnatiherald.com. Scholars have observed that social media use during formative years can affect traits like attention span, self-esteem, and risk tolerance. In other words, the algorithms are co-authoring the identity of a generation.

Moreover, social platforms condition us through reward feedback loops. It's operant conditioning 2.0: each like, comment, or notification delivers a little dopamine hit that trains your brain to keep scrolling. Neuroscience shows that **heavy social media use alters dopamine pathways in the brain's reward circuit, fostering dependency analogous to an addiction** pmc.ncbi.nlm.nih.gov. Brain imaging studies have found that frequent social media engagement can cause changes in the same neural pathways involved in substance abuse, leading to compulsive use and *compromised decision-making over time* pmc.ncbi.nlm.nih.gov. Those endless feeds are engineered to maximize "engagement" – which often means reinforcing your existing preferences and biases to keep you hooked. The result is a filter bubble: you end up in a personalized reality, consuming information that confirms what you already think or like. It **feels** like you're freely choosing what to read or watch, but in reality your choices are being cleverly channeled.

Social media, then, serves as a kind of **algorithmic mirror**. But unlike a real mirror, which passively reflects, this one actively tweaks what you see to shape your behavior. Your feed knows you – perhaps better than you know yourself – and it uses that data to keep you on the platform. The Matrix's new code is digital, and it's everywhere: it decides the news you see (or don't see), the ads you're shown, the content that trends in your world. If the old Matrix was societal convention, the new one is written in AI algorithms.

“The content you consume isn't just reflecting your identity – it's actively programming it.”

Collective Norms and Lost Agency

On a broader level, human beings are wired to conform to collective norms. Our brains contain mirror neurons and social cognition circuits that literally mirror the behavior of others. Classic experiments in social psychology (like Asch's conformity test) showed that people will doubt

their own senses and go along with a group consensus, even when it's obviously wrong. In daily life, this means we often **outsource our thinking to the collective**. We follow unspoken scripts society hands us: how to dress, what milestones to achieve by what age, which lifestyles are considered “successful,” and so on.

It's like we're all swimming in the same direction in a big cultural fishbowl. “*Everyone is swimming in the same direction, following a predetermined script,*” as one observer put it [medium.com](https://www.medium.com). We don't even see the water we swim in, because it's just “how things are.” This isn't always nefarious – social norms can provide useful structure and shared meaning – but it becomes a trap if we never question it. Think of how gender roles or racial stereotypes, perpetuated over centuries, can box people in and limit their sense of possibility. Or how there's an “invisible panopticon” effect in the age of social media: under constant imagined observation, we curate our lives to look good to others, often at the expense of what feels authentic or satisfying to ourselves.

Consider also that many of our core identities (political, religious, etc.) are often **inherited rather than chosen**. You might vote a certain way because that's what “people like us” do, or follow a religion because you were born into it, never really exploring alternatives. In doing so, we navigate life using **mental maps drawn by others**. It's as if, like Neo in *The Matrix* before he awoke, we think we're making choices but are really just following code implanted by society. Our agency – the ability to choose freely – gets hijacked by the collective patterns.

The symptoms of this collective conditioning are everywhere: the anxiety of always checking how we appear to others (online and offline), companies mining our data to predict and nudge our next move, whole communities echoing the same beliefs without question. When our thoughts and desires are shaped by external scripts – whether Madison Avenue marketing slogans or the emotional baggage of our lineage – our **authentic selfness** gets obscured. The true self is still in there, but it's buried under layers of other people's ideas, like original software overridden by one update after another. The danger is we end up living life on **autopilot**, never realizing we're not the authors of our own story.

Awakening and Agency

The good news: awareness itself starts to crack this Matrix. In psychology, simply becoming conscious of an unconscious belief begins to loosen its hold. **Mindfulness and critical thinking act like Neo's "red pill"** – revealing the code that underlies our perceived reality. Every time you question why you believe something or why you're pursuing a certain goal ("Do I *really* want this, or was I conditioned to want it?"), you are reclaiming a bit of agency.

The first step to self-cleansing is to **recognize the foreign elements in your identity**. Ask yourself: *Whose goals am I really chasing? Whose fears or prejudices might I have unknowingly adopted?* When you examine a belief like "I must achieve X by age Y" or "People like me can't do Z," often you'll find it wasn't originally yours. It might be society's voice, or a parent's voice, or the echo of an old trauma, speaking through you. By shining a light on those shadow influences, you start to dissolve them.

Neuroscience confirms that our brains remain plastic (changeable) well into adulthood. We can form new neural pathways and prune old ones. In essence, you can **reprogram your brain**. Challenging an ingrained belief or habit causes your neurons to fire in new patterns, and if you reinforce the new perspective, the old pathway weakens (this is known as "synaptic pruning"). It's like doing a hard reset on aspects of your psyche. Over time, the brain circuits wired by years of conditioning can literally be reshaped by new conscious choices.

Awakening from the Matrix is both exhilarating and disorienting. You may feel anger realizing how much was imposed on you, but also empowerment as you see you have a choice. Awareness is the beginning of freedom. As one insight from Plato's allegory reminds us, **we are all born into some cave of illusion**. Part One has been about spotting the shadows on the wall. Once you see them for what they are – *just shadows, not the whole truth* – you're ready to step out of the cave. You're ready to start cleansing away what's not truly you.



Part Two: Taoist Cleansing Ritual – Symbolism Meets Science

Now that you've identified the external programs and illusions shaping your identity, it's time to **cleanse them**. In many ancient traditions, rituals are used to wash away spiritual impurities and realign with one's true nature. Taoism, in particular, has rich cleansing and healing rituals. In Part Two, we've designed a DIY ritual inspired by those Taoist practices, but adapted with a modern understanding from psychology and neuroscience. This ritual is a bridge between **symbolism and science**: each step has roots in traditional elements (fire, water, earth) and also a grounding in therapeutic technique.

The ritual has three phases – *Writing the Formulas*, *Energy Exchange*, and *Ritual Release* – each linked to one of the natural elements for symbolic power. In Taoist metaphysics, the universe is composed of five elements (Wood, Fire, Earth, Metal, Water) that cycle in balance [linkedin.com](https://www.linkedin.com). We will invoke Wood (paper) feeding Fire (transformation), then quench with Water (purification), and finally ground in Earth (stability). You don't need to believe in any particular spirituality for this to work – **the actions themselves speak to deeper parts of your mind** in a language older than words.

Metaphysically, Taoists view negative thoughts or traumas as forms of *stagnant qi* (life energy) that can be transmuted through ritual. Purification means returning to harmony with the Tao (道) – the natural flow of the universe – so that anything false or harmful is removed. Keep that intention in mind as you perform the steps. You’re not doing empty gestures; you’re engaging your body-mind in a dialogue with deeper symbolic forces. Let’s walk through the ritual steps, with an explanation of how each works both spiritually **and** psychologically.

Step 1: Write the Formulas (Wood → Fire)

Begin by **writing down** the mental programs, limiting beliefs, or emotional burdens you identified in Part One – the things you intend to cleanse. In traditional Taoist practice, a priest might draw special symbols or *fu* talismans on paper to represent negative energies or illnesses before burning them. We will do a personal version: grab a pen and paper (wood, in elemental terms) and *externalize* what you want to let go of. Write statements or phrases that capture the beliefs, memories, habits, or feelings you are ready to release. For example: “*I release the fear that I’m not good enough.*” or “*Anger at [Name] no longer serves me.*” or “*I let go of the need to please everyone.*”

Don’t hold back – this is for your eyes only. The act of writing is powerful in itself. Psychology research on **expressive writing** shows that translating our feelings into words can lead to significant emotional and physical health benefits sparq.stanford.edu. When you articulate a painful memory or toxic belief on paper, you are moving it from the formless realm of your mind into a concrete form you can see. It’s no longer an unspoken weight inside you; it becomes something external that you can now interact with. Neurologically, this engages the brain’s language centers and frontal lobe (associated with meaning-making and decision-making), which helps to **modulate the amygdala** (the brain’s fear/emotion center). In plain terms, you’re taking an emotional issue and handing it to your rational brain to process. This often brings clarity or a sense of relief.

As you write, treat these statements almost like incantations or **formulas** that you intend to break. Use strong, decisive language (e.g. “*This no longer has power over me*” or “*I cast out this guilt*”). It might feel a bit theatrical, but remember – ritual taps into the subconscious, which speaks

in the language of symbols and drama. By framing it as a sort of spell-breaking, you signal to your deep psyche that a change is occurring. Throughout this phase, **breathe slowly** and stay present with any emotions that arise. It's normal to feel stirred up or even to cry; it means you're touching the roots of those issues. Continue until you've written down everything you're ready to release. There's no rush – listen to your intuition; you'll know when you've gotten it all out onto the page.

Step 2: Energy Exchange (Invocation & Qi Release)

Now, **hold the paper** (or papers) you've written and prepare to transfer the emotional “charge” onto them. This step is about **charging the paper** with the energy of what it represents, and also calling in any supportive energies (spiritual or psychological) to aid you. In a Taoist ceremony, this might involve the priest doing breathwork to infuse the *fu* with qi, or chanting invocations to deities. For our DIY version, you can simply close your eyes and visualize: *imagine all the negative emotions, attachments, or memories linked to those writings flowing out of your body and into the paper*. You might feel a tingling or warmth, or you might feel nothing noticeable – either is fine. Trust that your intention is what matters.

From a therapeutic perspective, what you're doing here is a kind of **gestalt exercise**: you are objectifying your inner feelings into an external object. This creates a psychological distance. Research shows that when we can observe our emotions as objects (“*that anger*” instead of “*my anger*”), it's easier to process and release them. Some people choose to also speak aloud at this point – for instance, saying, “*These pages hold the pain I've carried. I give it away now,*” or any invocation that resonates (inviting God, or the universe, or simply your own higher self to aid you). Use words or imagery that fit your beliefs.

If you have a meditative or breathing practice, use it now. For example, take deep breaths and on each exhale, **imagine you're blowing the negative energy out** of your body and into the paper. This not only strengthens your mental intention, but it engages the vagus nerve (through slow exhalation) to calm your nervous system. You're effectively telling your body it's safe to let this go. At some point, you will feel a sense of *enough* – that the transfer is complete.

Symbolic note: In the five element cycle, Wood feeds Fire. Here, the paper (wood) now “holds” your intention and what you’re releasing. It’s primed to feed the Fire in the next step, carrying those energies into transformation.

Step 3: Ritual Release (Fire → Water → Earth)

This is the climactic **purge**. Ensure you have a safe setup to burn the paper (a metal bowl, fireplace, or fireproof container) and have water handy. When ready, **burn the paper** with all those writings. As the flame consumes the pages, *imagine the old programs and emotional residues being devoured and transformed by the Fire*. Fire in many traditions is seen as a purifying force – it doesn’t just destroy, it *transforms*. You might experience a surge of emotion at this moment. Some people feel cathartic crying, others might laugh unexpectedly, or feel a weight lifting. Allow whatever happens.

Physiologically, doing a fire ritual is a rush for the senses: the bright flame, the heat, the smell of smoke, all create a memorable experience. This sensory intensity helps impress upon your brain that *something significant is happening*. Rather than just thinking “I let go of this,” you are **experiencing** a letting go in real time. The adrenalin and focus required mimic what’s known as an “amygdala reset” – a controlled emotional event that can actually alter how the brain tags a memory. By facing and “destroying” the symbols of your pain, you send a strong signal to your survival brain that this issue is no longer a threat.

Once the paper is completely burned to ash and the flames subside, take a moment. **Breathe**. You are literally looking at the ashes of what you carried. Notice how you feel. Often, there’s a mix of relief and maybe a touch of grief (after all, even old pains can feel like part of us, and letting them go is a change). When you’re ready, it’s time for Water. **Take the ashes (after they’ve cooled a bit) and mix them into water**. You might use a bowl of water or go to a sink or stream. As you stir the ashes in, see how something that was solid (paper, and symbolically your stuck energy) becomes diffused and harmless. You can speak words like “*Neutralize and wash away these energies.*”

Water symbolizes healing, forgiveness, and flow in many traditions. Think of how a cool shower can “wash off” a bad day, or the concept of baptism

for spiritual renewal. As you immerse the ashes, you are performing a gentle **emotional cleanse**, cooling any fiery emotions and bringing a sense of peace. The ashes turning the water grey show that the intense energy has been rendered inert.

Finally, **return the ash-infused water to the Earth**. You can pour it out on the ground, in your garden, or even bury the remaining ashes in soil. Earth represents grounding, stability, and closure. By doing this, you are giving the last remains of that energy back to nature for recycling. In a metaphorical sense, you are **composting your pain** – what was once an emotional weight becomes fertilizer for new growth. As you do this, you might say a final closure statement, such as “*I release you back to the earth. My space is clear.*”

This three-part release (fire, water, earth) creates a satisfying narrative arc for your subconscious: *suffering confronted* → *cleansed* → *resolved*. It taps into our innate need for resolution and action. Trauma therapists often incorporate physical movements like stomping or shaking to help clients signal to their bodies that a painful event is over. By burning, dissolving, and burying, you have delivered a clear message: **that chapter is closed**.

Throughout this ritual, stay mindful of how you feel. Many report feeling lighter, as if a dark cloud lifted. Some feel tired, needing rest – which is normal after an emotional release (your body may have been in “fight or flight” for a long time, and now it can finally relax). Neurologically, you’ve engaged multiple parts of your brain and body in unison: language and memory (writing), emotion (as you charged the paper), motor action (the burning and mixing), and sensory processing (seeing the fire, feeling the heat, smelling the smoke, touching water and earth). This **whole-brain involvement**, paired with clear intention, encourages the brain to form new associations. In psychology, when a memory or trigger is repeatedly paired with a new safe outcome, the emotional intensity of the original memory can be weakened – a process known as **memory reconsolidation**. By facing those issues and experiencing yourself *survive and transform them*, you taught your brain a new lesson: “I faced this and I’m okay; in fact, I’m free.” Over time, the neural networks holding the old fear or hurt can literally shrink since they’re no longer being reinforced.

drcarrierigoni.com.au

In essence, you just performed a personal healing ceremony that doubles as a somatic therapy session. Each element corresponded to a psychotherapeutic principle: Writing equals expressive therapy (you gave your feelings form and structure) sparq.stanford.edu. Energy exchange equals cognitive reappraisal and somatic experiencing (you set the intention to remove it and felt it in your body). Burning and releasing equals exposure therapy and behavior change (you directly confronted the symbolic representation of your issue and experienced destroying it, which unhooks the conditioned fear response). And doing it in a **ritualized sequence** adds a sense of control and predictability that, research shows, markedly reduces anxiety psychologytoday.com. Our brains love structure – by giving your psyche a beginning, middle, and end, you provided closure that random coping methods often lack.

From a Taoist perspective, what you did is clear disharmonious energies and invite Qi balance. By the act of burning (fire) and burying (earth), you've aligned with the natural cycle of death and rebirth. The old energy “died” in the flames and was buried; now new energy can be born. A Taoist might say you've signaled to the universe (and any helpful spirits) that you are letting go of what is not aligned with the Tao, the harmonious Way. The elements you invoked are ancient and powerful archetypes found in cultures worldwide: **Fire** transforms and purifies (think of the phoenix rising from ashes), **Water** cleanses and reconciles, **Earth** grounds and gives closure.

In the days following your ritual, pay attention to subtle shifts. You may find that an old trigger doesn't provoke you as strongly, or that you feel a sense of spaciousness in your mind, as if room has opened up for something new. That is the goal of cleansing – to create a *before* and *after*, a small psychological rebirth. If you want, you can conclude your ritual with a short meditation or prayer inviting positive energy to fill the space. For example, sit quietly and imagine a warm light or gentle breeze filling you and your surroundings, bringing blessings or qualities you desire (love, clarity, courage, etc.). In Zen they say, “*Empty your cup so that it may be filled.*” You have now emptied a cup of stale, bitter tea. It's time to fill it with something fresh.

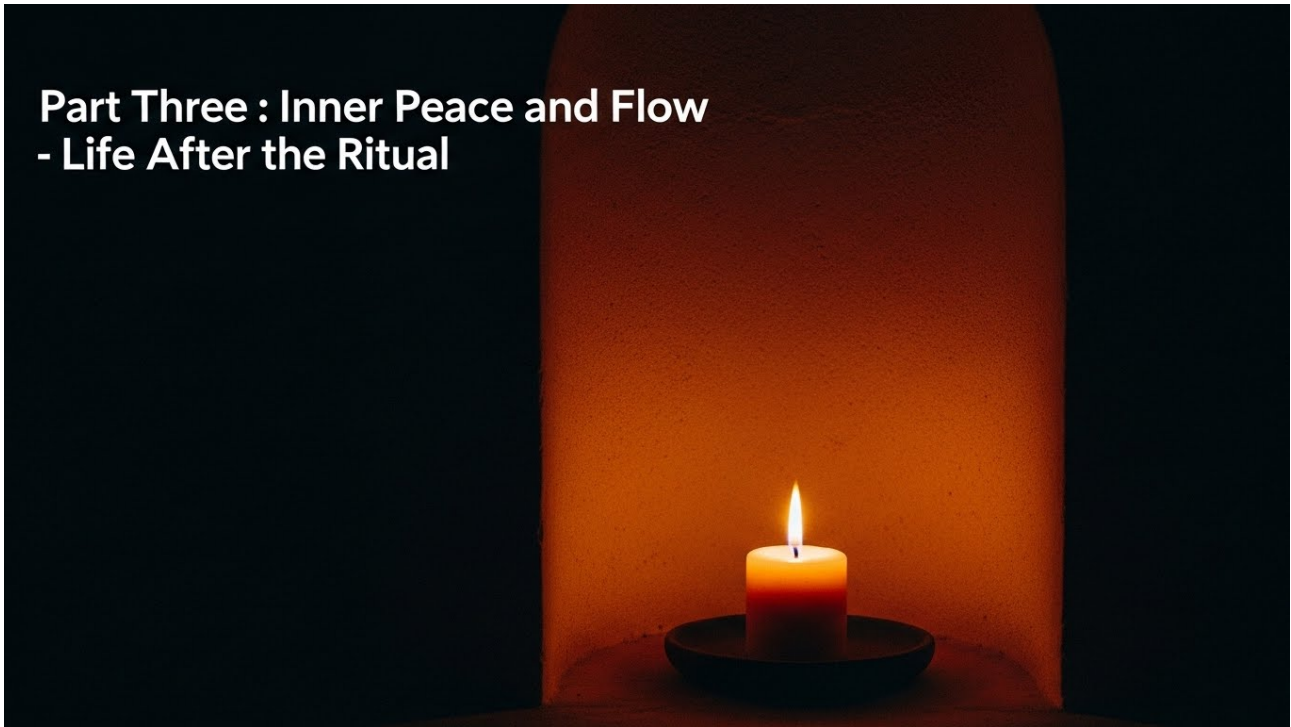


Performing a ritual like this isn't supernatural magic; it's harnessing the brain-body's own capacity for change in a deliberate way.

As one set of researchers noted, rituals work because they engage our cognition, emotions, and senses simultaneously, “*tricking the brain into experiencing the pleasant state of predictability and stability*” even amid change [psychologytoday.com](https://www.psychologytoday.com). In other words, you created a controlled emotional event. You guided your deep psyche to process chaos (old wounds) through a safe, structured experience – and our systems respond to that. **You took control of your narrative**, symbolically and neurologically. That's powerful.

Having completed the cleansing ritual, you've done something profound: you've told your story to yourself in a new way, one where *you* are empowered and the past is put to rest. Take a moment to acknowledge that. Part Two was about letting go of what's not you. Part Three will be about *living as the real you*, day by day, in a state of flow and inner peace.

Part Three : Inner Peace and Flow - Life After the Ritual



Part Three: Inner Peace and Flow – Life After the Ritual

With the old conditioning burned away (figuratively and literally), you have created space for something precious: **your true self**. Part Three is about what to do with that open space – how to cultivate a state of inner peace and creative flow, and how to integrate your “clean” selfness into everyday life so that you don’t slip back into old habits.

In Taoist philosophy, an ideal state of being is one of harmony with the Tao, often described as *wu wei* – which means *effortless action* or *doing without forcing*. It’s when you’re so in tune with the natural flow that your actions feel smooth and uncontrived. In modern psychology, there’s a similar concept known as **flow state**. Mihály Csíkszentmihályi, the researcher who coined the term, defined flow as an *optimal state of consciousness where we feel our best and perform our best*. You might know it as being “in the zone.” In a flow state, there’s an almost seamless merging of action and awareness – you are fully absorbed in what you’re doing, often to the point that you lose track of time and self-consciousness.

What’s remarkable is how **good** this state feels. People in flow report a deep sense of satisfaction, even joy, *while performing* tasks (which can be anything from painting to coding to gardening). There’s often a loss of the usual inner chatter or self-doubt. Psychologically, flow hits a sweet spot

between challenge and skill – you are stretched just enough to engage fully, but not so much that you panic counseling.org. In this sweet spot, the brain rewards us with a cocktail of neurochemicals: dopamine (for focus and reward), endorphins (natural painkillers/mood boosters), maybe even anandamide (a bliss chemical). It's literally *pleasurable* and tends to increase our creativity and learning. Over the long term, regularly experiencing flow has been linked to greater well-being and even higher overall life satisfaction counseling.org.

Csikszentmihályi found that people who often enter flow – whether through work, hobbies, or sports – tend to report *happier, more fulfilled lives*. It makes sense: if you spend a good portion of your day in this gratified, fully alive state, life feels meaningful and rewarding.

In many ways, flow is like a secular, scientific description of states that monks and mystics have pursued for ages: a unification of self with what one is doing, often accompanied by peace or even bliss. It's as if the *ego* (the self-critical, self-monitoring part of the mind) quiets down, and a larger sense of self – or no-self – takes over. Neuroscience studies of flow find something intriguing: during deep flow, the brain shows **transient hypofrontality**, meaning the prefrontal cortex (the area responsible for self-referential thinking and executive control) temporarily down-regulates counseling.org. In plain language, your inner narrator hushes, and your more implicit, trained mind takes over, coordinating multiple brain regions seamlessly. This is why an athlete can react faster than they can think – in flow, *thinking* and *doing* merge.

So why are we talking about flow? Because **inner peace** in daily life is closely tied to these principles. A mind at peace is often a mind that's present. When you're fully engaged in the now (whether it's a conversation, a walk, or washing dishes), you're not overthinking or ruminating – you're just *being*. That is very much like mindfulness, which is known to reduce anxiety. It's also akin to flow, especially when the activity has some creative or skill component. The goal after cleansing isn't to sit in a vacuum of nothingness; it's to *live more freely and joyfully as yourself*. Cultivating flow states and mindfulness in everyday life will help you maintain the authenticity and clarity you've gained, and continue to grow it further.



The Science of Flow and Mindfulness

It's worth noting some science behind mindfulness as well. Mindfulness – the practice of maintaining gentle awareness of the present moment – has been a buzzword for a while, but research truly backs its transformative impact. Regular mindfulness meditation has been shown to literally rewire the brain (thank you, neuroplasticity!). Brain scans of long-term meditators show **increased gray matter** in areas related to self-awareness and emotion regulation, and **decreased reactivity in the amygdala** (meaning they're less easily triggered into fear or anger). In short, mindfulness can make your brain **more resilient and tuned for peace**. It strengthens the prefrontal circuits that calm down stress responses and heightens interoception (your awareness of bodily sensations) drcarrierigoni.com.au. That latter point is key: emotions live in the body as much as the mind. By being more aware of your body (the tight chest, the clenched jaw, etc.), you can catch emotional reactions early and respond rather than react.

Studies have also found that consistent mindfulness practice correlates with lower levels of the stress hormone cortisol, improved immune function, and even markers of reduced inflammation. It's as if a mindful brain tells the body *"we're safe; you can relax"* on an ongoing basis. For someone who has been living in a matrix of stress or "fight-or-flight," this is huge. Mindfulness essentially helps **recondition your nervous system** to a baseline of calm.

The beauty is that mindfulness and flow feed each other. The more mindful and present you are, the easier it is to slip into flow with an activity. And the more you practice flow through engaging activities, the more naturally mindful you become, because flow *is* a state of intense mindful presence (with the bonus of being really enjoyable).

Now, let's get practical. How do you actually cultivate inner peace and flow daily, especially after the high of doing a cleansing ritual? Below are some integrative tools and practices, drawing from martial arts, somatic (body-based) healing, and modern wellness science, to help you live in alignment with your true self:

- **Moving Meditation (Martial Arts & Intuitive Movement):** Not all meditation happens sitting still. Traditional martial arts like Tai Chi, Qigong, or Aikido are often described as “meditation in motion.”

They train you to synchronize breath, mind, and body in the present moment. Practitioners report entering a flow state during these practices – time slows down, movements feel fluid and instinctual. In martial arts, you must react in the *now*, which leaves no room for overthinking. This naturally squashes anxiety. Research has shown that integrating mindfulness with physical movement *heightens bodily awareness and reduces stress* thisiscalmer.com. Even if martial arts aren't your thing, you can get similar benefits from **intuitive movement**: dancing freely to music, doing yoga, or simply taking a mindful walk. The key is to **let your body lead while your mind observes**. Moving meditation builds trust in your own body and instincts. It gets you out of your head (where those social programs often replay) and into a state of *flowing presence*. Over time, these practices also release endorphins and regulate your autonomic nervous system (balance between fight-or-flight and rest-and-digest). That means you'll maintain that calm, clear post-ritual feeling more easily. Consider trying a short daily routine – maybe 10 minutes of gentle Tai Chi in the morning, or an evening walk where you focus on sensations rather than thoughts. When you regularly practice moving meditation, you'll find it easier to drop into flow in other tasks too, because you've trained the “be present” muscle.

- **Mindfulness Rituals & Breathwork:** Incorporate small rituals of mindfulness into your day to ground yourself. This could be as

simple as a morning breathing exercise or a mindful cup of tea. For example, when you have your coffee or tea, **drink it with full attention** – notice the aroma, the warmth of the mug, the taste – and do nothing else in those moments. These tiny rituals train your brain to *come back to now*. Breathwork is another powerful tool.

Techniques like **box breathing** (inhaling, holding, exhaling, holding, each for 4 seconds) or the 4-7-8 breath (inhale 4, hold 7, exhale 8) can shift you into calm quickly. Deep breathing works by stimulating the vagus nerve, which triggers a relaxation response. If you ever catch yourself slipping into old anxiety or overthinking (“Matrix” thoughts creeping back), use breath as a **reset button**. Even one minute of slow, conscious breathing can clear the mental fog and release tension. Many modern wellness apps and programs incorporate these techniques because they’re so effective. Over time, regular mindfulness and breath practice actually thickens brain regions associated with attention and self-control

drcarrierigoni.com.au. This means you become better at noticing when your mind is drifting into old patterns and gently guiding it back. It’s like housekeeping for your consciousness – keeping it clean and uncluttered.

- **Somatic Healing (Body-Based Techniques):** Sometimes, despite our mental efforts, the body holds onto stress or trauma. This is where **somatic healing** comes in, focusing on releasing tension and emotion stored in the body. Think of it as taking the “trash” out of muscle memory and nerves, after you’ve cleared the mental trash. There are many modalities: therapeutic massage, acupuncture, somatic therapy (like Somatic Experiencing), or practices like **EFT tapping** (tapping on acupressure points while voicing emotions). These work by *directly engaging the body’s memory of stress and gently discharging it*. For example, a somatic therapist might guide you to notice a tight spot (say, a knot in your stomach) and explore it with movement or breath, which can release a wave of emotion tied to a past event. Over multiple sessions, this can greatly diminish chronic anxiety or bodily pain that had no “medical” explanation. Even without a practitioner, you can do simple somatic exercises yourself. One effective practice is the **body scan meditation**: lie down and mentally scan from head to toe, noticing sensations in each

part and inviting release. You might be surprised how much tightness you can let go of by simply *paying attention* to it. Another is **grounding** – literally connecting with the earth. Walking barefoot on grass or soil, or laying down on the ground, can be remarkably soothing. It's as if the earth "absorbs" some of your excess static energy. The saying "the body keeps the score" (by trauma expert Bessel van der Kolk) is true – the body remembers. So give it some love and release. A body that feels safe and centered will continuously send that message upward to your brain, reinforcing a cycle of calm.

- **Creative Flow and Purposeful Projects:** Now that you've freed mental and emotional bandwidth, channel it into **creative or meaningful activities**. This is one of the best ways to sustain selfness and flow. Creativity could mean art (drawing, writing, music), but it could also mean any project where you're inventing or exploring something new (coding a program, baking unique recipes, building a garden). The aim is to engage in something that *you* truly care about or enjoy, with no external pressure. Schedule regular time for it, and treat that time as sacred "you" time. Why is this so important? Because when you're in a creative flow, you reinforce the fact that life is not just a series of obligations – it's an expression of your unique spirit. You remind yourself that **you are the creator of your life, not just a performer of roles**. Moreover, creative pursuits often serve as a healthy way to process lingering bits of what you've gone through. For instance, journaling or painting can transmute feelings into art, giving them a positive outlet. This helps integrate your experiences (the good and bad) into your new narrative. Alongside creativity, consider setting some *intrinsic goals* – goals that truly matter to you internally, not because society says so. Maybe it's a career change to a field you're passionate about, or learning a skill you've always wanted, or dedicating time to a cause close to your heart. Research in positive psychology shows that *intrinsic goals* (driven by personal meaning) bring greater fulfillment than *extrinsic goals* (driven by approval or rewards). Post-cleansing, you might feel a clearer sense of what calls to you. Follow those calls, even if they start as whispers. They will grow louder and lead

you to a life that feels authentically yours rather than one pre-scripted by others.

Now, achieving inner peace once (say, right after a good meditation or a weekend retreat) is one thing; **maintaining** it is an ongoing practice. Life will still have ups and downs. The difference is, with your new tools and awareness, you can navigate them without losing yourself. Here are a few **practical tips to maintain momentum** and not fall back into the old Matrix:

- **Digital Diet:** We talked about the algorithmic matrix; it's wise to manage your tech consumption. Curate your social media and news to serve you, not stress you. Unfollow accounts that trigger comparison or negativity. Consider periodic *digital detox* days (or at least evenings) where you disconnect and do analog things (read a book, meet a friend, play a board game, etc.). Use technology mindfully: as a tool you control, not a tool that controls you. (*Remember: you shape your tools, then your tools shape you.*)
- **Supportive Community:** Surround yourself with people who celebrate the real you and encourage your growth. Human beings are social; having even a small circle that “gets it” can reinforce your journey. This might mean joining a meditation group, a martial arts class, a creative workshop, or an online forum about spiritual growth – whatever resonates. When you spend time with others who value authenticity, it normalizes your new way of being. You can share experiences, get advice, and feel understood. Conversely, be mindful of relationships that constantly pull you back into old patterns. You may need to set boundaries or spend less energy there as you stabilize your new self.
- **Lifelong Learning (Beginner's Mind):** Adopting a *beginner's mind* keeps you open to new experiences and flexible in your thinking. Try new things regularly – take up a musical instrument at 50, learn a new language at 60, explore a new hiking trail at 30. Novelty forces you into the present and expands your horizons, which is the opposite of being a conditioned robot running on habit. Neuroscientists find that learning new skills keeps the brain young and adaptable. It also reminds you that you are continually evolving

– you’re not a fixed identity stuck in a box. **Every moment is an opportunity to reinvent or discover an aspect of yourself.** Embrace that.

- **Gratitude Practice:** It might sound a bit cliché, but gratitude is extremely powerful for maintaining a positive state of mind. Each day (perhaps each night before bed), jot down 3 things you’re grateful for. They can be very small (e.g. “the warm sun on my face at lunch” or “a funny text from a friend”). This practice shifts your focus to what’s going *right* and what feels good. It can counteract the brain’s natural bias to scan for problems. Over time, a grateful outlook makes it harder for the Matrix of dissatisfaction to hook you. You realize there is *already* a lot of goodness and meaning in your life, which brings peace. And a peaceful, appreciative mind is fertile ground for flow and creativity.

Finally, recognize that inner peace is **not** a one-time achievement like a trophy; it’s a *relationship*. It’s a dynamic state you cultivate, and some days you’ll feel more connected to it than others. Even enlightened monks have off days! What changes is your ability to handle those off days. With the tools above, you’ll recover your center more quickly and not spiral down old rabbit holes. If you catch yourself feeling off, be gentle. Think of it as a signal, not a failure. Maybe you need to rest more, or maybe an old wound is poking for attention (in which case, journal about it or do a mini burning ritual by ripping up a piece of paper – small maintenance rituals can help). This journey isn’t about being 100% blissed out 24/7; it’s about **being real and free**. Some days might be blissful, others melancholic – but they’ll all be *honestly yours*, and that in itself is peaceful.

“Use technology; don’t let it use you. Live by your values; don’t live by your fears. When challenges come, meet them in a responsive flow rather than a reactive fight-or-flight.” These could be slogans, but they’re also summaries of how the cleansed, selfness-oriented life looks in practice. Modern neuroscience even has a term for what you’re building: *emotional resilience*. It’s the ability of your nervous system to flexibly respond to stress without being hijacked. Practices like mindfulness, somatic work, and nurturing positive experiences literally recondition how our brains and bodies respond to future triggers drcarrierigoni.com.au. Over time, the swings of life don’t knock you down as hard or as long.

There's an underlying equilibrium – a trust in yourself and the universe – that carries you.

To conclude: by exploring the forces that shaped you (Part One), performing a ritual to release their hold (Part Two), and actively practicing flow and mindfulness (Part Three), you have essentially done a **full-stack upgrade of the self**. This is ancient wisdom meets modern science, and it works because at our core, humans have always sought the same thing: *freedom from unnecessary suffering and connection to something real*. In Taoism, they say the sage who returns to selfness is like an *uncarved block* – natural, whole, not chopped into the shapes society imposes. In modern terms, you become adaptive, present, and truly alive.

Life lived in flow is not about escaping reality or responsibilities; it's about engaging with life *deeply*. Even washing dishes can be a peaceful, present moment (the warmth of water, the circular scrubbing motions, a time to breathe). Even coding spreadsheets can have a rhythm and quiet satisfaction. When you are no longer doing things just to get to the next thing – when you are actually *living each moment* – then every moment has a spark of meaning. That is perhaps the deepest form of spiritual practice: to fully **inhabit Now**.

Take this manual as a living document. Add your own notes in the margins, modify the ritual as it suits you, experiment with the tools to see what best nurtures your selfness. It's your journey, after all. The more you tailor the process to your spirit, the more effective it will be. **Reclaiming selfness is ultimately an act of creativity** – you are creating *you*, consciously. You are the art being shaped, cleansed of dross and polished to reflect your true light.

In the words of an old Zen proverb: “*When you let go of what you are, you become what you might be.*” Now you have begun to let go of what you are *not* – all that imposed noise – and the vast potential of what you *might be* is emerging. Go forth and become. May your path be clear, your heart full, and your flow unimpeded.

(Sources for the insights and techniques in this manual include a range of interdisciplinary works – from cognitive psychology studies and sociological theories to Taoist philosophy texts and neuroscience research – many of which are cited throughout, such as studies on social media's

impact thecincinnatiherald.com, pmc.ncbi.nlm.nih.gov, the power of ritual psychologytoday.com, expressive writing benefits sparq.stanford.edu, Taoist five-element theory linkedin.com, and flow science findings counseling.org. By bridging these disciplines, we honor the complexity of the self: biological, social, and spiritual. Embrace that complexity as you continue the process of coming home to yourself.)



Epilogue

You've journeyed through a deep exploration – from understanding the invisible Matrix around us, to breaking free with a fiery ritual, to cultivating the flow of everyday life. The changes set in motion are still unfolding. In this epilogue, let's reflect on where you are now and how to keep moving forward.

Think back to when you first considered reclaiming your selfness. Perhaps you felt lost, or weighed down by others' expectations, or simply curious about who you might be without all the noise. Now, having done the work, take stock of how you feel. You might notice a new sense of **lightness** or clarity. Or maybe a stronger connection to your own intuition – that inner voice that sounds like you, not like parents or media or fear. There may also be unresolved pieces – that's okay. This is a process, not a switch-flip.

Honor the courage it took to face your conditioning and release it. Not everyone dares to peer behind the curtain of their identity. You have, and that's significant. As you go back to "regular life," remember that **the world around you hasn't changed – but you have**. You might find you respond differently now. Perhaps you say "no" to things that no longer

align with you, whereas before you'd go along. Maybe you notice manipulations or toxic patterns that were previously invisible to you. These are signs of growth. Initially, it can be jarring – like coming out of a dark theater into daylight, your eyes need to adjust. Give yourself that adjustment time.

The epilogue of a book is about tying up loose ends and looking at the road ahead. In your story, loose ends might include relationships that need recalibrating, or old habits that still tempt you. Address them with honesty and kindness. For example, you might have a conversation with a loved one to explain changes you're making ("I need to spend more time on my art, it's important to me"), or you might set a new boundary ("I'm not drinking on weeknights anymore, thanks for understanding"). People who truly care for you will support your healthier self, even if it takes them a little time to adapt.

One thing to guard against is the **all-or-nothing mindset**. The Matrix conditioning loves to make us think in extremes – *"Either I'm a perfectly enlightened being now, or I've failed and might as well give up."* Real life is nuanced. You will have incredibly mindful, flowing days, and other days where you slip a bit into old anxieties or ego trips. The difference now is you *know what's happening*. You can catch yourself and course-correct. That is a huge victory in itself. As the saying goes, "Fall down seven times, stand up eight." Each stand is a reinforcement of your selfness muscles.

If ever you feel the need, you can **repeat the cleansing ritual** or adapt it. Some people make it a seasonal practice, like a spiritual housecleaning. Others do mini-versions, like writing negative thoughts on paper and shredding it, or doing a "smudge" with sage to reset the vibe in their home. Rituals gain power with repetition, so feel free to incorporate what you've learned into your ongoing self-care.

Another loose end: **forgiveness**. You might find it beneficial to consciously forgive those who contributed to your conditioning (if there are specific people or institutions). Not for their sake, but for yours – to fully release any lingering anger or resentment. Forgiveness doesn't mean condoning what happened, it means you're not letting it poison you anymore. You can

simply say in your mind, *“I release you. I reclaim the power you had over me.”* This can be very freeing.

And importantly, **forgive yourself** for any time lost or mistakes made while you were in the Matrix. We all do the best we can with the awareness we have at the time. Now you have more awareness, and you’ll do better – but don’t beat yourself up for the past. It taught you valuable lessons that led you here.

As you step into the next chapter of your life, consider setting an intention or a simple mantra that encapsulates your journey. It could be something like, *“Always growing”* or *“True to myself”* or *“In flow, in peace”*. Write it somewhere you’ll see daily. It’s a gentle reminder of the path you’re on.

The journey of self-reclamation is one of the most rewarding you can undertake. By being your authentic self, you unconsciously give others permission to do the same. Your inner peace will ripple outward – people around you will sense a certain calm or realness and may be inspired to find their own. In a world that often feels chaotic and phony, **living authentically is a beacon**. It’s subtle activism: you’re making the world better by *being better within yourself*.

The epilogue is also a place to express gratitude. Gratitude to yourself for undertaking this challenge, gratitude to the wisdom of those who came before (the philosophers, psychologists, spiritual teachers whose insights guided these pages), gratitude to the people in your life supporting you, and even gratitude to the difficulties that forced you to grow. Everything played a part in the story of You. And that story isn’t ending – it’s just beginning, in a more conscious form.

As you close this book, open your arms to life. Embrace the uncertainty of the future with a *knowing* that you have the tools to face whatever comes. You don’t need to seek the old false securities of the Matrix; you’ve found security in your own ability to respond to life. That confidence in turn breeds a deep calm.

The last image we’ll leave you with is this: picture yourself standing at the edge of a flowing river. The water is the Tao, the ever-changing stream of life. The conditioned self would either fight the current or cling to the bank out of fear. But you – you step in and swim, sometimes float, sometimes

dive. You work with the current, not against it, adjusting as needed, enjoying the ride. That is *wu wei*. That is living in flow.

Thank you for reading and for doing the work. **May you continue to reclaim your selfness, day by day, breath by breath.** And whenever you need a reminder of how far you've come, remember the fire, remember the feeling of the pages turning to ash – that was the moment you set yourself free.

Safe travels on the journey ahead.

Self-Cleansing Workbook

Congratulations on completing the Three-Part DIY Cleansing process! This supplementary **workbook** is here to help you deepen and personalize your journey. You can use these worksheets to reflect, jot down answers, and design actionable steps. Feel free to print this section or write your responses in a separate journal. The workbook is divided into three parts to correspond with the main sections of the manual:

- **Worksheet 1: Breaking Free from Conditioning** (Reflect on Part One)
- **Worksheet 2: Designing Your Cleansing Ritual** (Plan and reflect on Part Two)
- **Worksheet 3: Cultivating Inner Peace & Flow** (Implement Part Three in your life)

Each worksheet contains prompts and exercises. Take your time with them – there are no right or wrong answers. The goal is to make the insights from the book *truly yours* through self-reflection and practice.



Worksheet 1: Breaking Free from Conditioning

Worksheet 1: Breaking Free from Conditioning

Use these prompts to identify the societal and external influences on your identity, and to articulate your authentic values and desires.

1. Roles and Masks: List 3–5 “roles” or identities you have been conditioned to play (e.g. *the achiever, the caretaking friend, the tough guy, the polite daughter*, etc.). For each role, ask: **Who expects this of me?** (society, family, peers?) and **How does it align or conflict with my true self?**

- Role 1: _____ (Expected by: _____ ;
Feels authentic? Yes/No, because...)
- Role 2: _____ (Expected by: _____ ;
Feels authentic? Yes/No, because...)
- Role 3: _____ (Expected by: _____ ;
Feels authentic? Yes/No, because...)

2. Inherited Beliefs: What are some core beliefs or assumptions you carry that you suspect weren’t originally yours? (For example:

“Success means making a lot of money” or “I have to always put others first” or “Showing emotion is weakness.”) Write down 2–3 such beliefs. Then, for each, briefly trace its origin if you can (family? culture? past trauma?). Finally, challenge it by asking: **Do I truly agree with this?** If not, what alternative belief feels more true to you?

- Belief: “”
Origin: _____
Do I agree? _____
New empowering belief: “”
- Belief: “”
Origin: _____
Do I agree? _____
New empowering belief: “”

3. The “Matrix” Triggers: Reflect on situations where you feel you go on autopilot or feel pressured to conform. Describe one scenario (e.g. scrolling social media at night, family dinner discussions, staff meetings at work). What thoughts or feelings arise? Whose voice do those sound like? (Yours, or perhaps a parent/teacher/social media?) Write a few sentences analyzing this scenario. How might you respond differently next time now that you’re aware?

4. True Self Values: List 3 values or qualities that feel deeply *yours* (not what you were told to value, but what genuinely resonates). Examples might be *creativity, compassion, independence, humor, honesty, adventure, tranquility*, etc. For each value, give an example of how you can honor it more in your daily life.

- Value 1: _____ – To honor this, I will... (specific action, e.g. set aside time for art each week if value is creativity)
- Value 2: _____ – To honor this, I will...
- Value 3: _____ – To honor this, I will...

5. Personal Mantra: Based on what you’ve discovered about your conditioning vs. your true self, write a personal affirmation or mantra

encapsulating your commitment to yourself. It could be something like “*I am enough as I am,*” or “*I think for myself,*” or “*My life, my choices.*” Make it short, present-tense, and positive. Write it down and consider placing it somewhere visible or repeating it each morning.

(Use additional paper if needed. The act of writing these reflections helps solidify your awareness. Review your answers periodically to remind yourself of the insights you’ve gained.)



Worksheet 2: Designing Your Cleansing Ritual

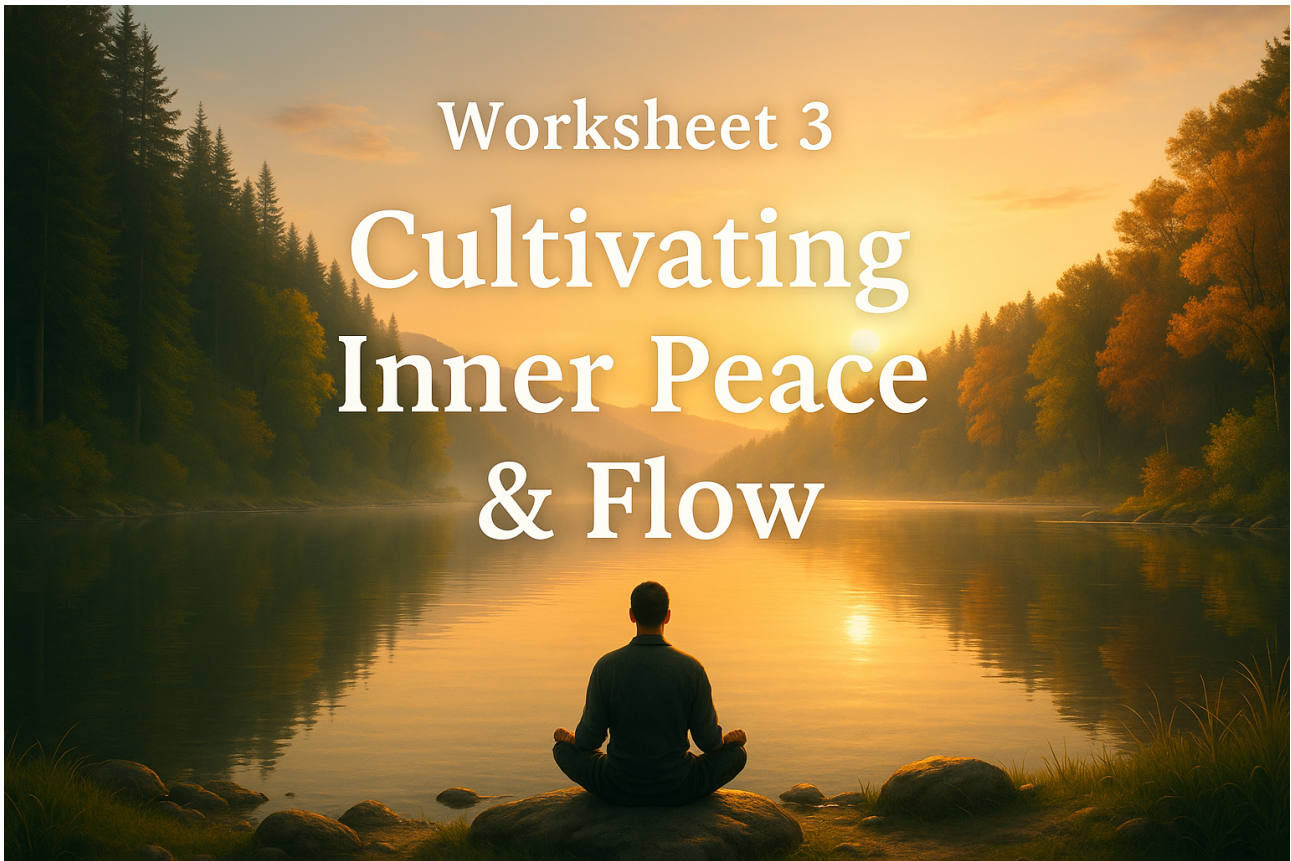
This worksheet will guide you through the planning or reviewing of your Part Two ritual. If you haven't performed the ritual yet, use the prompts to prepare. If you have already done it, use the prompts to reflect on the experience and its impact.

- 1. What I Need to Release:** In one or two sentences, summarize the key theme(s) of what you intend to purge. For example: *“Feelings of inadequacy from my past relationship”* or *“Societal pressure to conform that makes me anxious”*. This is your *focus* for the ritual.
- 2. Writing the Formulas (Step 1 Prep):** Below, either plan what you will write or, if completed, jot down a few of the phrases you wrote during the ritual. Ensure they are phrased as **releases or commands** (e.g. “I release...”, “I let go of...”, “...no longer serves me”).

-
-
-

3. *(If you have a lot, that's okay – use extra paper. The above is just to get you started.)*
4. **Setting the Scene:** Rituals work best when you feel safe and uninterrupted. Plan when and where you will perform the ritual.
Date/Time: _____; Location: _____. What items do you need? (e.g. paper, pen, lighter or matches, a metal bowl, water, maybe a candle or soothing music). List your items to gather:
- -
 -
5. *(Tip: Also consider any personal touches – maybe you want to begin with a prayer, or have a meaningful object present. Make it yours.)*
6. **Supportive Invocation:** If you plan to say a few words (an invocation or prayer) before burning the papers, draft them here. This could be calling on your faith (e.g. “Dear God, give me strength to release this”), or your inner self (“I invoke my higher wisdom to assist me”), or simply stating your intent (“I am freeing myself from these burdens now”). Writing it beforehand can help you remember what to say in the moment.
7. **Post-Ritual Feelings (Reflection):** If you have completed the ritual, describe how you felt immediately afterwards. For example: *relieved, emotional, exhausted, peaceful, skeptical, etc.* There's no wrong feeling – write honestly. Did anything surprising happen during the ritual (e.g. strong emotions, a sense of presence, unexpected insights)? Note it down.
8. **Symbolic Memento:** Some people keep a small token as a reminder of their ritual – perhaps a bit of the ash in a locket, or a rock from the spot where they buried it, or simply the journal page where they documented it. Did you (or will you) keep any memento or record? If so, what is it and where will you place it to remind you of your “rebirth”? If not, consider taking a moment to memorialize the experience in your journal or a creative way (a sketch, a poem about it, etc.).

- 9. Ongoing Release:** Write a pledge to yourself: *If I notice old thoughts/behaviors creeping back, I will...* (What healthy action will you take? Perhaps a mini-ritual like ripping a single piece of paper, or a mindful breathing session, or calling a supportive friend to talk it through, etc.) This is your maintenance plan to reinforce the big release you did.



Worksheet 3: Cultivating Inner Peace & Flow

This worksheet helps turn Part Three's concepts into tangible habits and plans for your life. It's about integrating what you've learned so that inner peace and authenticity become your "new normal."

- 1. Daily Mindfulness Habits:** List 2–3 small mindfulness practices you will integrate into your routine. These should be realistic and enjoyable. Example: *"Do 5 minutes of breathing exercises after waking up,"* or *"Take a mindful walk at lunchtime without my phone,"* or *"Spend the first 10 sips of my coffee in silence, savoring it."* Be specific about when/how you'll do it:
 -
 -
 -
- 2. Movement & Body:** Identify one form of movement you'll practice to connect mind and body. This could be *joining a weekly yoga class, doing 10 minutes of Tai Chi from a YouTube video daily, dancing to a song each evening, or simply stretching and doing a body scan before bed.* Write down what you'll do, and how often. Also note

anything you need to prepare (e.g. get a yoga mat, ask a friend to join for accountability, etc.):

- Movement practice: _____; Frequency:

- Prep needed:

3. Creative Outlet: What is a creative or absorbing activity that puts you in flow? If you have one already, great – describe how you will make time for it (e.g. “paint for an hour every Sunday afternoon” or “join the local choir, meets Wednesdays”). If you don’t have one or want to try something new, brainstorm a bit: What have you always been curious about or used to love as a child? (Maybe playing an instrument, writing stories, fixing cars, woodworking, etc.) Commit to exploring or rekindling one creative interest. Write your plan:

- Creative activity: _____; Plan to incorporate:

4. Community and Support: Jot down the names of people or groups that support your authentic self. Who can you talk to about this journey? Are there communities (online or local) focused on mindfulness, spiritual growth, art, etc., that you want to engage with? List a few and any action needed (e.g. “Call Uncle Jim, who’s into meditation, and chat about my experience,” or “Research local meditation centers,” or “Schedule a coffee with my friend who always encourages my writing”).

-
-
-

5. Triggers and Responses: Identify a situation that typically stresses you or tempts you back into old habits (for instance, reading work emails late at night, or visiting certain family members, or scrolling news first thing in the morning). Develop a new mindful strategy for it. For example: “*When X happens, I will take 3 deep breaths and remind myself Y,*” or “*Instead of doing X, I will do Y.*” Write a if-then plan for at least one trigger:

- **IF** (trigger situation):

—
THEN (mindful response/new strategy):

- 6. Monitoring Progress:** Decide how you'll check in with yourself regularly. Options: a daily journal, a weekly quick review (maybe every Sunday night you write a few lines: how am I feeling? Am I living by my values? Where did I find flow this week?), or even using a habit tracker app for meditation/etc. Describe your check-in method:
- 7. Long-Term Vision:** Envision yourself 6 months or a year from now continuing on this path. What does a day in your life look like ideally? Write a short "future snapshot" in present tense (e.g. "*I wake up feeling rested. I spend a few minutes in meditation. I go through my day at work with focus but without undue stress, taking breaks to breathe. In the evening, I...*" etc.). This exercise helps solidify the kind of life you're building.

Remember, this workbook is for **you** – be honest and kind with yourself in it. It's not homework to grade, but a mirror to help you see yourself clearly and nurture your growth. Revisit these worksheets periodically. You might find that answers change over time, which is a good sign of evolution.

Your authentic life is a work in progress and a work of art. Keep crafting it with awareness, compassion, and courage. The tools and insights you've gained are now yours to use whenever needed. Enjoy the journey of being you – it's the one thing in this world no one else can do!